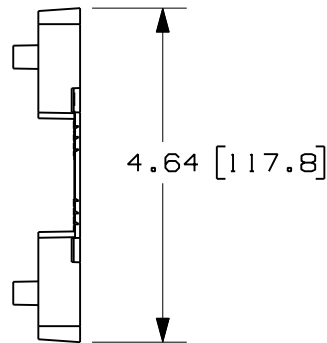
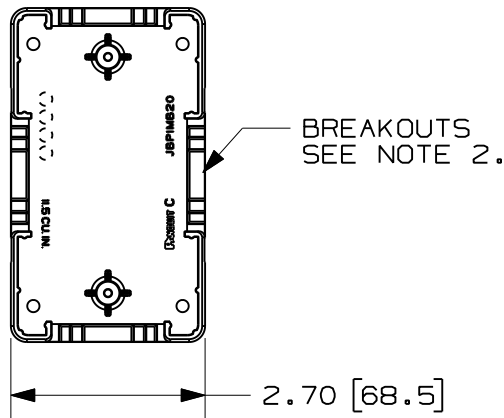
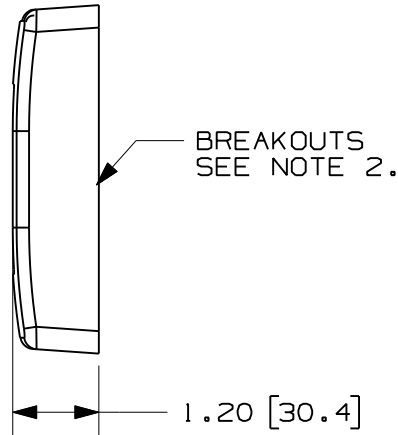
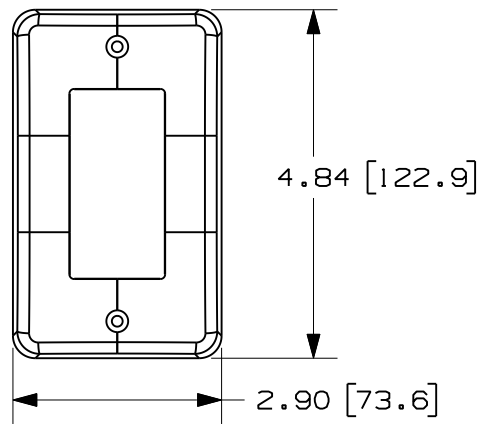
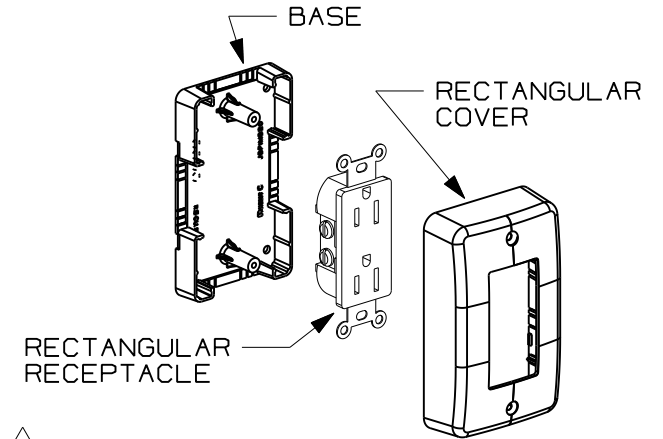


THIS COPY IS PROVIDED ON A RESTRICTED BASIS AND IS NOT TO BE USED IN ANY WAY DETRIMENTAL TO THE INTERESTS OF PANDUIT CORP.



| PANDUIT PART NUMBER | WEIGHT                     | VOLUME CU. IN./CC |
|---------------------|----------------------------|-------------------|
| JBP1MR20            | 0.33 LB/PC<br>(150.5 g/PC) | 11.5 (189)        |

- NOTES:
1. SEE CURRENT CATALOG FOR ADDITIONAL PART SUFFIXES TO INDICATE COLOR AND OR PACKAGE QUANTITY.
  2. BREAKOUTS ON ALL FOUR SIDES IN COVER AND BASE PARTS TO ACCOMODATE PAN-WAY LDS AND LDPH RACEWAYS.
  3. COVER IS EXTENDED OUT AND DOWN AROUND SIDES OF BASE WHEN ASSEMBLED.
  4. DIMENSIONS IN PARENTHESES ARE IN METRIC.



CAD FILENAME/LAYERS D36642BV\_DC\_JBP1MR/01B

**PANDUIT** CORP TINLEY PARK, ILLINOIS  
**PAN-WAY MINI - ELECTRICAL RECEPTACLE BOX (JBP1MR20)**  
 CUSTOMER DRAWING

UNLESS OTHERWISE SPECIFIED, DIMENSIONAL TOLERANCES ARE:  
 (.X) ± (.XXX) ±  
 (.XX) ± .03 [.8] ANGLES ±

UNLESS OTHERWISE SPECIFIED, ALL DIMENSIONS ARE GIVEN IN INCHES. THIRD ANGLE PROJECTION

| REV | DATE     | BY  | CHK  | DESCRIPTION              | ECN      | CHK  | CUST  | SUP |
|-----|----------|-----|------|--------------------------|----------|------|-------|-----|
| 2   | 12.10.09 | BDK | RMHI | B. REVISED AND REDRAWN   | 36642-06 | RMHI | RTF I |     |
| 1   | 07-15-99 | DW  | JAWA | A. CORRECTED TITLE NAME. | 36642-06 | HIW  | HIW   |     |
| R   | 12-08-98 | DW  | JAWA | RELEASED TO PRODUCTION.  | 36642-06 | HIW  | HIW   |     |

|          |          |              |     |             |          |
|----------|----------|--------------|-----|-------------|----------|
| DRAWN BY | DW       | MAT'L/COLOR: | PVC | SCALE       | NONE     |
| DATE     | 12-08-98 |              |     | DRAWING NO. | 36642-06 |
| CK'D     | JAWA     |              |     | DWG SIZE    | A        |